

**The Australasian Society For Computers In Learning In Tertiary
Education**

ABN 49 432 203 625

Financial Statements

For the period 1 July 2023 to 30 June 2024

Committee Report

For the year ended 30 June 2024

Your committee members submit the financial report of The Australasian Society for Computers in Learning in Tertiary Education Incorporated for the financial year ended 30 June 2024.

Committee Members

The names of committee members throughout the year and at the date of this report are:

Michael Cowling (President)	Petrea Redmond
Sandra Barker (Public Officer)	Sue Gregory
Elaine Huber (Vice President)	Robert Vanderburg
Mark Shier (Treasurer)	Hazel Jones
Thom Cochrane	
Kwong Nui Sim	

Principal Activities

The principal activities of the association during the financial year were promotion (through newsletters, conference, website, and regular emails) of applications of technology to enhance teaching and learning in higher education.

Significant Changes

No significant change in the nature of these activities occurred during the year.

Operating Result


The operating loss for the 2024 financial year was (\$20,930.00) (2023 profit \$111,033).

Signed in accordance with a resolution of the Members of the Committee.



Michael Cowling

(President)



Mark Schier

(Treasurer)

Dated this 29th day of October 2024.

Committee Report

For the year ended 30 June 2024

THE AUSTRALASIAN SOCIETY FOR COMPUTERS IN LEARNING IN TERTIARY EDUCATION INCORPORATED

CERTIFICATE BY MEMBERS OF THE COMMITTEE

I, Michael Cowling, of 8 Sibley St Pimpama Queensland 4209

and I, Mark Schier, of..... 3 Castor Street Williams Landing Victoria 3027


certify that:

- a. We are members of the committee of The Australasian Society for Computers in Learning in Tertiary Education Incorporated.
- b. We attended the annual general meeting of the association held on 25 October 2024.
- c. We are authorized by the attached resolution of the committee to sign this certificate.
- d. This annual statement was submitted to the members of the association at its annual general meeting.



Michael Cowling

(President)



Mark Schier

(Treasurer)

Dated this29th..... day ofOctober..... 2024

Committee Report

For the year ended 30 June 2024

THE AUSTRALASIAN SOCIETY FOR COMPUTERS IN LEARNING IN TERTIARY EDUCATION INCORPORATED

STATEMENT BY MEMBERS OF THE COMMITTEE

The committee has determined that the association is not a reporting entity and that this special purpose financial report should be prepared in accordance with the accounting policies outlined in Note 1 to the financial statements.

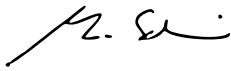
In the opinion of the committee the financial report as set out in the balance sheet, income statement and notes thereto:

1. Presents fairly the financial position of The Australasian Society for Computers in Learning in Tertiary Education Incorporated as of 30 June 2024 and its performance for the year ended on that date.
2. At the date of this statement, there are reasonable grounds to believe that The Australasian Society for Computers in Learning in Tertiary Education Incorporated will be able to pay its debts as and when they fall due.

This statement is made in accordance with a resolution of the Committee and is signed for and on behalf of the Committee by:



Michael Cowling
(President)



Mark Schier
(Treasurer)

Dated this 29th day of October 2024

Statement of Profit or Loss

For the year ended 30 June 2024

	2024	2023
	\$	\$
Income		
Conference Income	8,261	93,324
Membership Subscriptions		
Institutional Memberships:		
Institutional Member 10 x 1yr	89,601	16,664
Institutional Member 10 x 3yr	-	3,491
Institutional Member 10x1yr OS	-	2,600
Institutional Member 20 x 3yr	-	6,818
Institutional Member 20x1yr OS	-	2,600
Institutional Member 25 x 1yr	-	5,682
Institutional Member Un x 3yr	-	40,909
Institutional Member Unl x 1yr	-	25,120
Institutional Member (FRE OVERSEAS)	24,600	5,500
Institutional Member - other/adjustment	-	1,179
Institutional TELAS Income	11,000	-
Total Institutional Memberships:	125,201	110,563
Individual Membership Renewals:		
Member Renewals 1yr	6,300	6,697
Member Renewals 1yr (Stud/Ret)	341	273
Member Renewals 1yr OS	600	1,064
Member Renewals 3yr	1,841	8,278
Member Renewals 3yr (Retiree)	182	368
Total Individual Membership Renewals:	9,263	16,680
Individual Memberships New:		
New Members 1yr	18,245	28,766
New Members 1yr (Stud/Retiree)	1,118	341
New Members 1yr OS	-	450
New Members 1 yr OS (Stud/Ret)	-	75
New Members 3 yr	-	368
Total Individual Memberships New:	19,364	30,000
Total Membership Subscriptions	153,828	157,243

Statement of Profit or Loss

For the year ended 30 June 2024

	2024	2023
	\$	\$
TELAS Income		
TELAS certification Income	12,024	6,359
TELAS info session fees	-	(27)
TELAS reviewer workshop fees	-	2,241
TELAS Workshop Income	15,549	5,118
TELAS Learning Package Accreditation Income	5,900	-
Total TELAS Income	33,473	13,691
Research		
Research Grants	-	5,000
Spring Research School	11,812	5,340
Copyright (48020)	377	-
Total Research	12,189	10,340
Workshop Registrations	164	-
Card Fees charged to customers	10	-
Total Income	207,924	274,598
Expenses		
Accountant Fees	3,000	3,200
AJET Expenses	14,896	7,945
Awards	3,563	210
Bad Debts	23,636	1,182
Bank Fees		
Bank Account Fees	395	307
Merchant Fees (61301)	-	(25)
NAB Connect Fees	313	125
Stripe Fees	894	804
Rounding	(1)	-
Total Bank Fees	1,602	1,211
Bookkeeping	8,174	1,500
Conference Expenses	13,362	14,505
Contractor (FRE)	12,517	13,504
Electronic Communication Costs	-	1,473
Fines & Penalties	2,644	-

Statement of Profit or Loss

For the year ended 30 June 2024

	2024	2023
	\$	\$
Meeting Expenses		
Travel - Accommodation	17,173	13,173
Catering	5,954	5,518
Travel - Flights	9,776	9,226
Travel - @cents/km	-	759
Travel - Food	977	-
Travel - Cabs/Parking	1,182	-
Total Meeting Expenses	35,062	28,676
Office Administration		
Printing, Stationery & Postage	910	1,265
Telephone	120	127
Office Printing	-	95
Legal Fees	341	-
Entertainment	3,174	-
Total Office Administration	4,544	1,486
Research Grants	324	14,545
Secretariat Services	63,570	57,699
Special Interest Groups (SIGs)	6,834	508
Staff Amenities	-	814
Subscriptions	8,701	2,871
Supplier Surcharges	2	3
TELAS		
TELAS Consultants & meetings	-	9,670
TELAS Project manager	10,690	840
TELAS Software development	13,450	-
TELAS Website	-	55
TELAS Learning Package Review	5,105	-
Total TELAS	29,245	10,565
Website Hosting/Domain/SSL etc	3,771	4,065
Total Expenses	235,446	165,962
Profit/(Loss) from Operations	(27,522)	108,636

Statement of Profit or Loss

For the year ended 30 June 2024

	2024	2023
	\$	\$
Other Income		
Stripe Surcharge paid by customer	392	248
Total Other Income	392	248
Other Expenses		
Foreign Currency Gains and Losses	1,106	624
Total Other Expenses	1,106	624
EBITDA	(28,236)	108,260
Depreciation and Amortisation		
Depreciation	-	2
Total Depreciation and Amortisation	-	2
EBIT	(28,236)	108,258
Interest		
Interest Income	7,306	2,775
Total Interest	7,306	2,775
Profit/(Loss)	(20,930)	111,033

Appropriation Statement

For the year ended 30 June 2024

	2024	2023
	\$	\$
Profit/(Loss) available for Appropriation	(20,930)	111,033
Opening Balance at the Beginning of the Year	611,101	500,068
Total available for Appropriation	590,171	611,101
Retained Association Funds at the End of the Year	590,171	611,101

Balance Sheet

As at 30 June 2024

		2024	2023
	Note	\$	\$
Assets			
Current Assets			
Cash and Cash Equivalents	2	463,256	364,122
Trade and Other Receivables	3	5,665	78,697
Other Financial Assets	4	150,000	200,000
Total Current Assets		618,921	642,818
Non Current Assets			
Property, Plant and Equipment	5	-	-
Total Non Current Assets		-	-
Total Assets		618,921	642,818
Liabilities			
Current Liabilities			
Credit Cards and Overdrafts	6	3,909	26
Trade and Other Payables	7	10,555	12,163
Accrued and Deferred Items	8	14,286	19,528
Total Current Liabilities		28,750	31,717
Total Liabilities		28,750	31,717
Net Assets		590,171	611,101
Equity			
Retained Association Funds	9	590,171	611,101
Total Equity		590,171	611,101

Notes to the Financial Statements

For the year ended 30 June 2024

Note 1 Summary of Material Accounting Policies

The officers have prepared the financial statements on the basis that the Association is a non-reporting entity because there are no users dependent on general purpose financial statements. The financial statements are therefore special purpose financial statements that have been prepared in order to meet the needs of the members.

The financial statements have been prepared on an accruals basis of accounting and are based on historical costs unless otherwise stated in the notes.

Notes to the Financial Statements

For the year ended 30 June 2024

Note	2024 \$	2023 \$
Note 2 Cash and Cash Equivalents		
Bank Account		
NAB Maximiser Acct 1017	111,914	254,608
NAB Cheque Acct 2666	141,166	98,785
Stripe AUD	135	687
NAB Term Deposit 8065	200,000	-
Total Bank Account	453,215	354,081
Conference Float	10,041	10,041
Total Cash and Cash Equivalents	463,256	364,122
Note 3 Trade and Other Receivables		
Trade Debtors	5,665	78,697
Total Trade and Other Receivables	5,665	78,697
Note 4 Other Financial Assets		
ING Direct 50408690	50,000	50,000
ING Direct 88239128	-	50,000
MeBank Term Deposit	100,000	100,000
Total Other Financial Assets	150,000	200,000
Note 5 Property, Plant and Equipment		
Plant & Equipment		
Equipment & Furniture at cost	3,142	3,142
Less: Accumulated Depreciation	(3,142)	(3,142)
Total Plant & Equipment	-	-
Total Property, Plant and Equipment	-	-
Note 6 Credit Cards and Overdrafts		
NAB Credit Card 0692	3,909	26
Total Credit Cards and Overdrafts	3,909	26

Notes to the Financial Statements

For the year ended 30 June 2024

	2024	2023
Note	\$	\$
Note 7 Trade and Other Payables		
GST Payable		
ATO Integrated Account	(1)	-
Current BAS	10,531	12,527
Prior Period GST Adjustment	25	(364)
Total GST Payable	10,555	12,163
Total Trade and Other Payables	10,555	12,163
Note 8 Accrued and Deferred Items		
Net GST Accrued	(543)	7,068
Trade Creditors	14,829	12,461
Total Accrued and Deferred Items	14,286	19,528
Note 9 Retained Association Funds		
Opening Balance	611,101	500,068
Current Year Earnings	(20,930)	111,033
Total Retained Association Funds	590,171	611,101